



GRIP STRAP

The Grip Strap ensures stability in hand-held photography with the Power Bounce Grip 2, winder or motor drive.



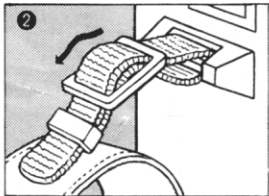
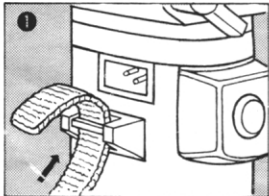
OLYMPUS OPTICAL CO., LTD.

OLYMPUS

San Ei Building, 22-2, Nishi Shinjuku 1-chome,
Shinjuku-ku, Tokyo, Japan

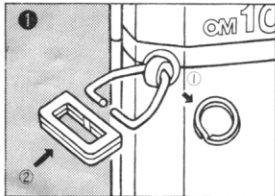
Printed in Japan

<To attach to Power Bounce Grip 2>

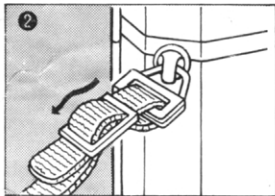


<To attach to winder (motor drive)>

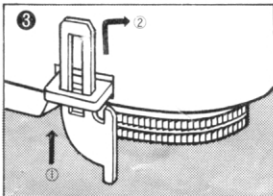
• Remove camera's shoulder strap ring and link the triangle ring.



• Attach the belt.



• Attach winder (motor drive) to camera. Link the connecting ring.



• Attach the belt.

